



## How to use Drososflipper:

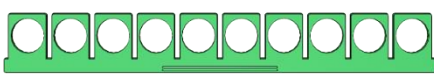
Filter



Support



Bypass




1

Slide the filter into the support.



2

Slide standard 25 mm vials with rim into support until they **click**. Vials may contain anaesthetised flies for lifespan or negative geotaxis assays.



DROSOSFLIPPER

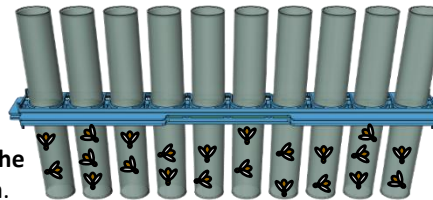
3

You can leave the vials attached to Drososflipper™ as long as needed. This could be for stock keeping, for lifespan experiments, for climbing/negative geotaxis assays, etc



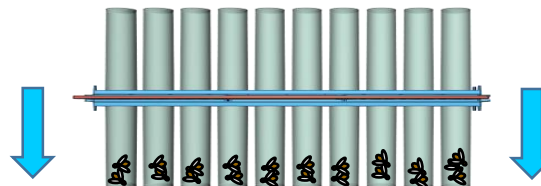
4

To transfer flies, slide fresh food or empty vials into the upper slots. Make sure they **click**.



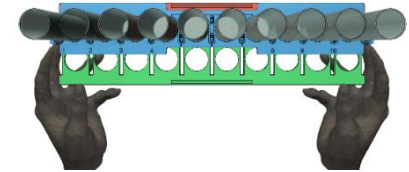
5

Tap Drososflipper™ down, repeat until all flies are at the bottom of the vials.



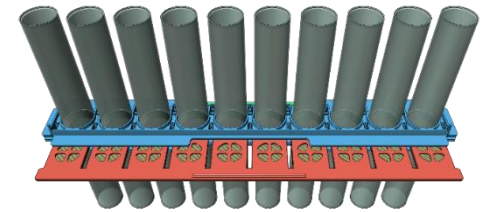
6

Introduce the bypass into the edge of the support. *Tap down again if required.*



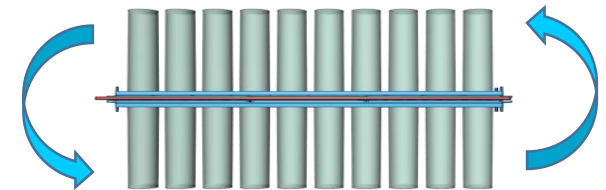
7

While the flies remain at the bottom, slide the bypass in, pushing the filter out to the edge without letting it fall.



8

Flip it over.



9

Slide the filter back in, pushing the bypass out. Remove the old vials.

Please visit our website for a [video demonstration](#), more information, news and shopping:

**[www.drosoflippershop.com](http://www.drosoflippershop.com)**

Alternatively, you can visit  
**[www.drosoflipper.com](http://www.drosoflipper.com)** for more  
information



**Contact:**  
[Drosoflipper@gmail.com](mailto:Drosoflipper@gmail.com)



**How to use  
Drosoflipper™**

**A new transfer device to tip  
your flies in a faster and  
more efficient way.**